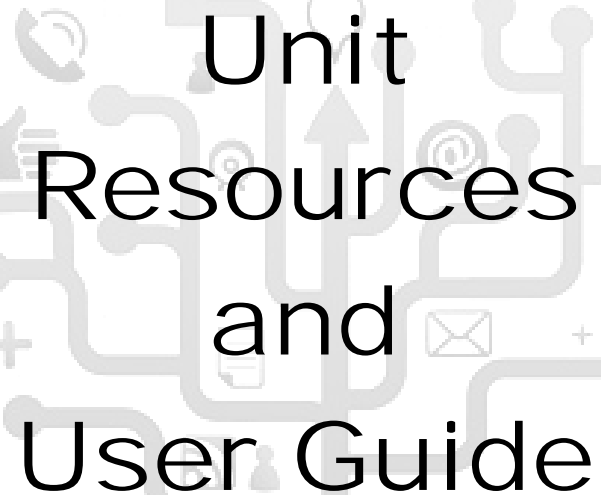


ICT - Information and Communications Technology

ICT20115

Cert. 2 in Information, Digital Media and Technology



Unit Resources and User Guide



LANE

Passing Lane Pty Ltd
PO Box 975
COWES VICTORIA 3922

Copyright 2016

All rights reserved.

All Passing Lane materials are provided to an educational or training organisation under an institutional license agreement.

An outline of this agreement can be viewed on the Passing Lane website at www.passinglane.com.au.

The use of any Passing Lane materials without a valid and current licence agreement is strictly prohibited.

Any requests for further information regards the Passing Lane licence agreement can be sought directly from Passing Lane Pty Ltd.

MATERIALS PUBLISHED IN AUSTRALIA

Disclaimer

The information in this document has been developed using information and reference sources considered to be reliable.

Passing Lane Pty Ltd, its employees and contracted content developers accept no responsibility as to any errors or omissions or any loss or damage of an kind caused by using this manual and no warranty is provided as to the reliability of any sources or correctness of the information within this document.

TABLE OF CONTENTS

Introduction	Page 4
Materials Content	Page 7
Licence Overview	Page 15
Material Modifications	Page 17
Updates and Upgrades	Page 18

INTRODUCTION

Passing Lane Pty Ltd is pleased to introduce your school/institution to our vocational education and training unit resource packages.

This document outlines the licensing terms and conditions of the unit resource packages.

It also provides basic information on how to use the materials.

At the end of this document there is a list of what unit resources are available from Passing Lane Pty Ltd in the following qualification:

ICT20115— Cert. 2 in Information, Digital Media and Technology

Should you have any further questions or require any additional information do not hesitate to contact Passing Lane.

**Passing Lane Pty Ltd
PO Box 975
COWES VICTORIA 3922**

**Telephone 1 300 64 98 63
Facsimile 1 300 64 98 64**

Email info@passinglane.com.au

Web www.passinglane.com.au

INTRODUCTION-CONT'D

The Student/Trainee and the Teacher/Trainer manuals are developed to provide training content that addresses the specific 'Unit of Competency' as outlined on the following pages.


This unit manuals can be packaged with various manuals addressing other 'Units of Competency' in order to meet the 'Packaging Rules' of a particular Australian Training Package Qualification.

This resource has been designed to be delivered in a form that is conducive to the learning environment including:

- ☆ Online delivery
- ☆ Classroom delivery
- ☆ On the job training

The documents are designed in a 'landscape' format in order to make reading on a computer screen easier as well as reduces the need to scroll down pages. Documents can be easily printed if the learning environment requires the student or trainee to have hard copies of the learning materials.

The Student/Trainee and the Teacher/Trainer manuals are Portable Document Files (PDF) and are opened using Adobe Reader.




The latest Acrobat Reader software is available at no charge from the website <http://get.adobe.com/reader/>

INTRODUCTION—CONT'D

The Student/Trainee and the Teacher/Trainer manuals can be used on both PC and MAC platforms.

Generally, the materials are easily exported to most learning platforms.

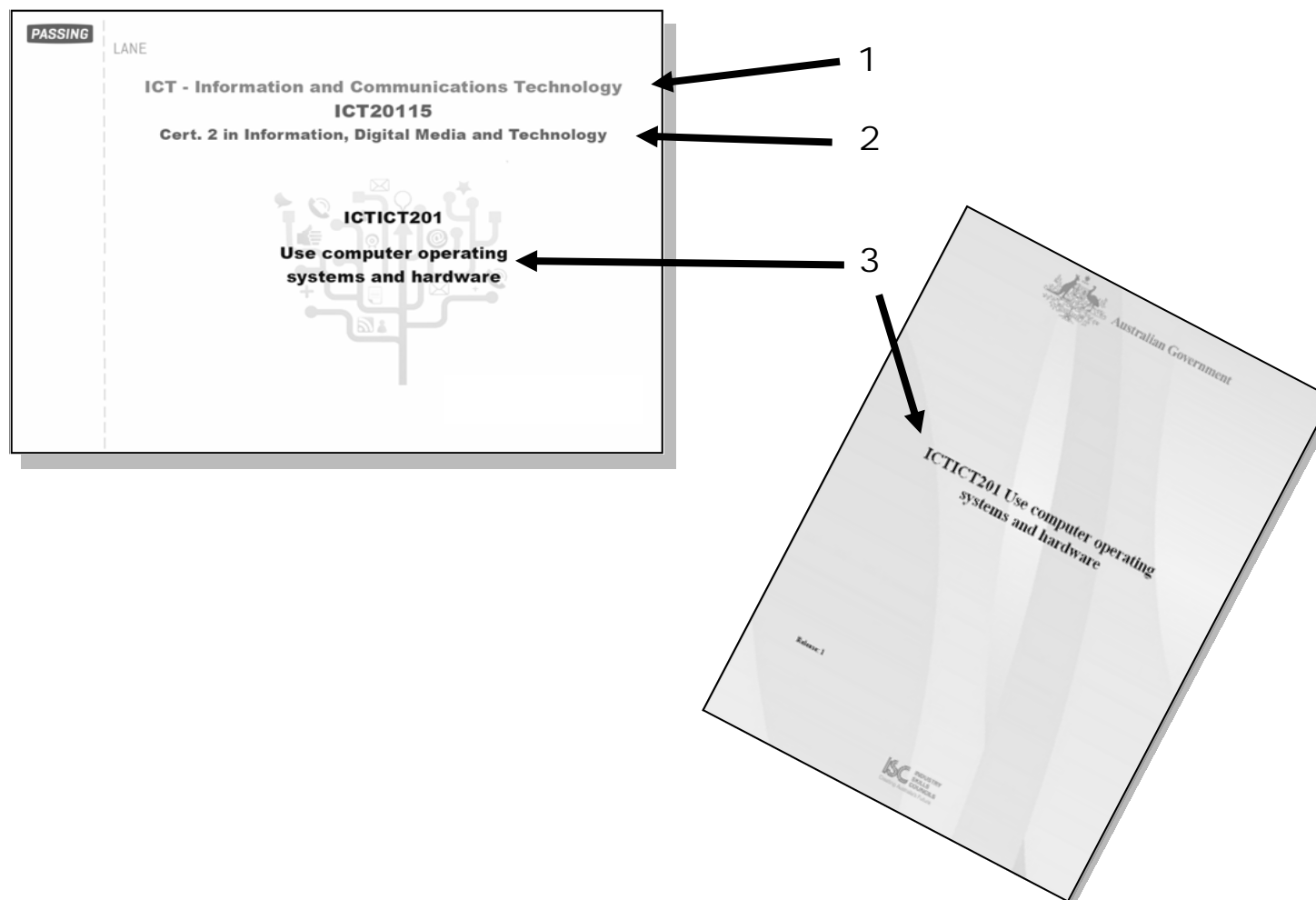
The materials can also be printed and bound and handed out as hardcopies to each student or trainee.



If your institution purchased the materials on DVD, it is recommended that the master DVD be copied on to a network and/or a teacher's notebook computer and the master DVD then stored in a secure location.

MATERIALS CONTENT

The title page of both the Student/Trainee and the Teacher/Trainer manuals specify 1) the training package it has been developed for, 2) the qualifications which the content in each manual has been written for and 3) the specific unit the content is addressing.



MATERIALS CONTENT—CONT'D

The beginning of both manuals is the 1) 'Unit of Competency Overview' page, which aligns directly with the endorsed 'Unit of Competency' in the training package.

This page is to let the readers know what the materials in the manuals are addressing.

PASSING LANE ICTICT201 - Use computer operating systems and hardware Page 8

UNIT OF COMPETENCY OVERVIEW

The following pages are extracts from Training.gov.au website and outlines this specific 'Unit of Competency' including the 'Elements' and the 'Performance Criteria'. The content within this manual has been developed to address this unit.

ICTICT201 - USE COMPUTER OPERATING SYSTEMS AND HARDWARE

ELEMENT	PERFORMANCE CRITERIA
1. Identify operating system and hardware components	1.1 Determine ICT organisational requirements and specifications 1.2 Identify and select the operating system 1.3 Identify appropriate external hardware components 1.4 Identify internal hardware components
2. Install and configure operating system and application software with hardware components	2.1 Install and configure the operating system to meet organisational requirements 2.2 Identify functions associated with the operating system and associated boot process 2.3 Configure power management settings to minimise power consumption, as an environmentally sustainable measure 2.4 Use both the graphical user interface and the command line interface to perform basic tasks 2.5 Install or upgrade application software onto the operating system and hardware configuration 2.6 Determine the relationship between an application program, the operating system and hardware 2.7 Identify general differences between different computer platforms and their respective operating systems
3. Optimise operating system and hardware components	3.1 Optimise operating system, using included tools or third-party utilities 3.2 Customise the graphical user interface 3.3 Use techniques unique to the command line interface 3.4 Set up and configure external hardware components and check functionality 3.5 Install drivers as appropriate and check functionality

Passing Lane acknowledges that the copyright ownership of the above information Commonwealth of Australia and this extract has been provided for reference purposes only.

Student / Trainee Manual Copyright 2016

ICTICT201 Use computer operating systems and hardware Date this document was generated: 23 March 2012

Elements and Performance Criteria

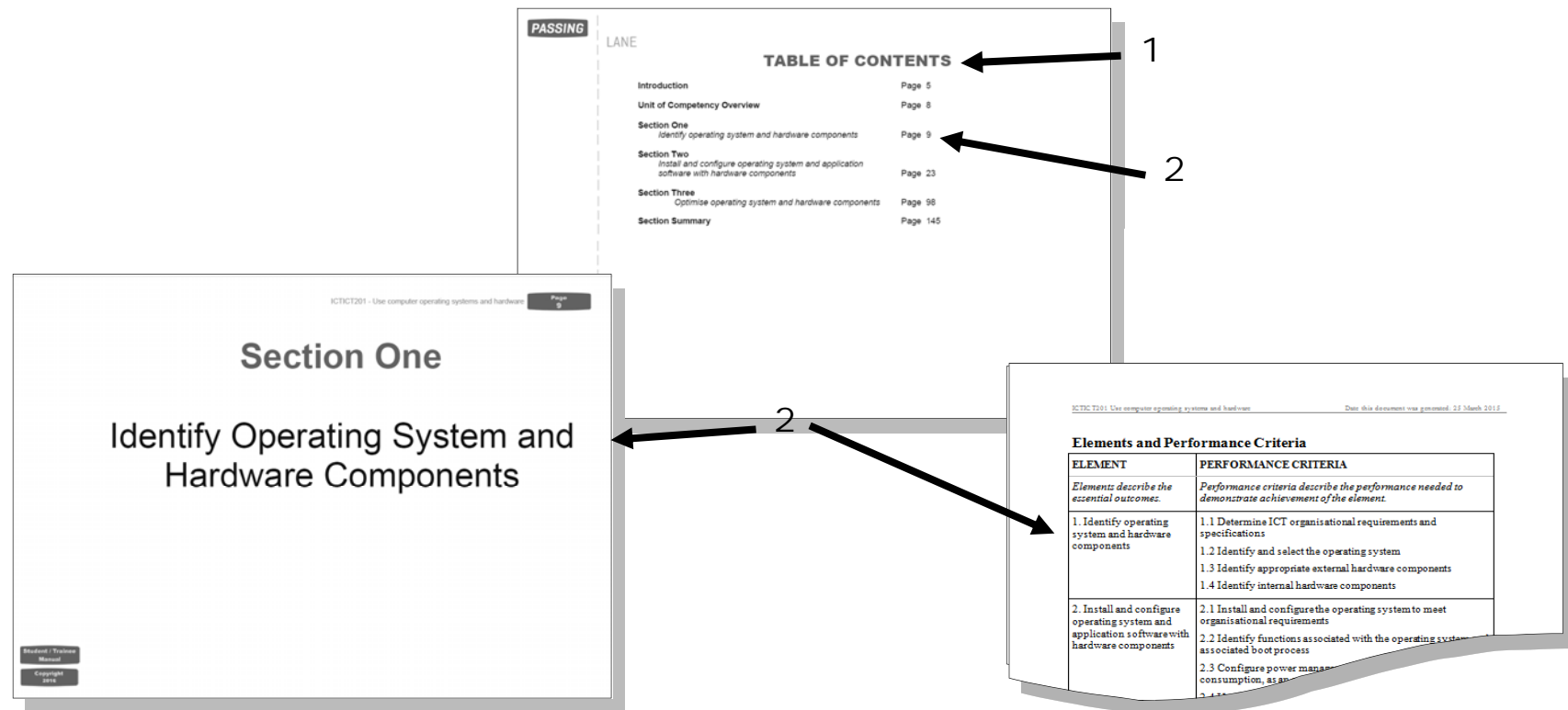
ELEMENT	PERFORMANCE CRITERIA
<i>Elements describe the essential outcomes.</i>	<i>Performance criteria describe the performance needed to demonstrate achievement of the element.</i>
1. Identify operating system and hardware components	1.1 Determine ICT organisational requirements and specifications 1.2 Identify and select the operating system 1.3 Identify appropriate external hardware components 1.4 Identify internal hardware components
2. Install and configure operating system and application software with hardware components	2.1 Install and configure the operating system to meet organisational requirements 2.2 Identify functions associated with the operating system and associated boot process 2.3 Configure power management settings to minimise power consumption, as an environmentally sustainable measure 2.4 Use both the graphical user interface and the command line interface to perform basic tasks 2.5 Install or upgrade application software onto the operating system and hardware configuration 2.6 Determine the relationship between an application program, the operating system and hardware 2.7 Identify general differences between different computer platforms and their respective operating systems
3. Optimise operating system and hardware components	3.1 Optimise operating system, using included tools or third-party utilities 3.2 Customise the graphical user interface 3.3 Use techniques unique to the command line interface 3.4 Set up and configure external hardware components and check functionality 3.5 Install drivers as appropriate and check functionality

Approved
© Commonwealth of Australia, 2016 Page 3 of 4
Innovation and Business Skills Australia

MATERIALS CONTENT—CONT'D

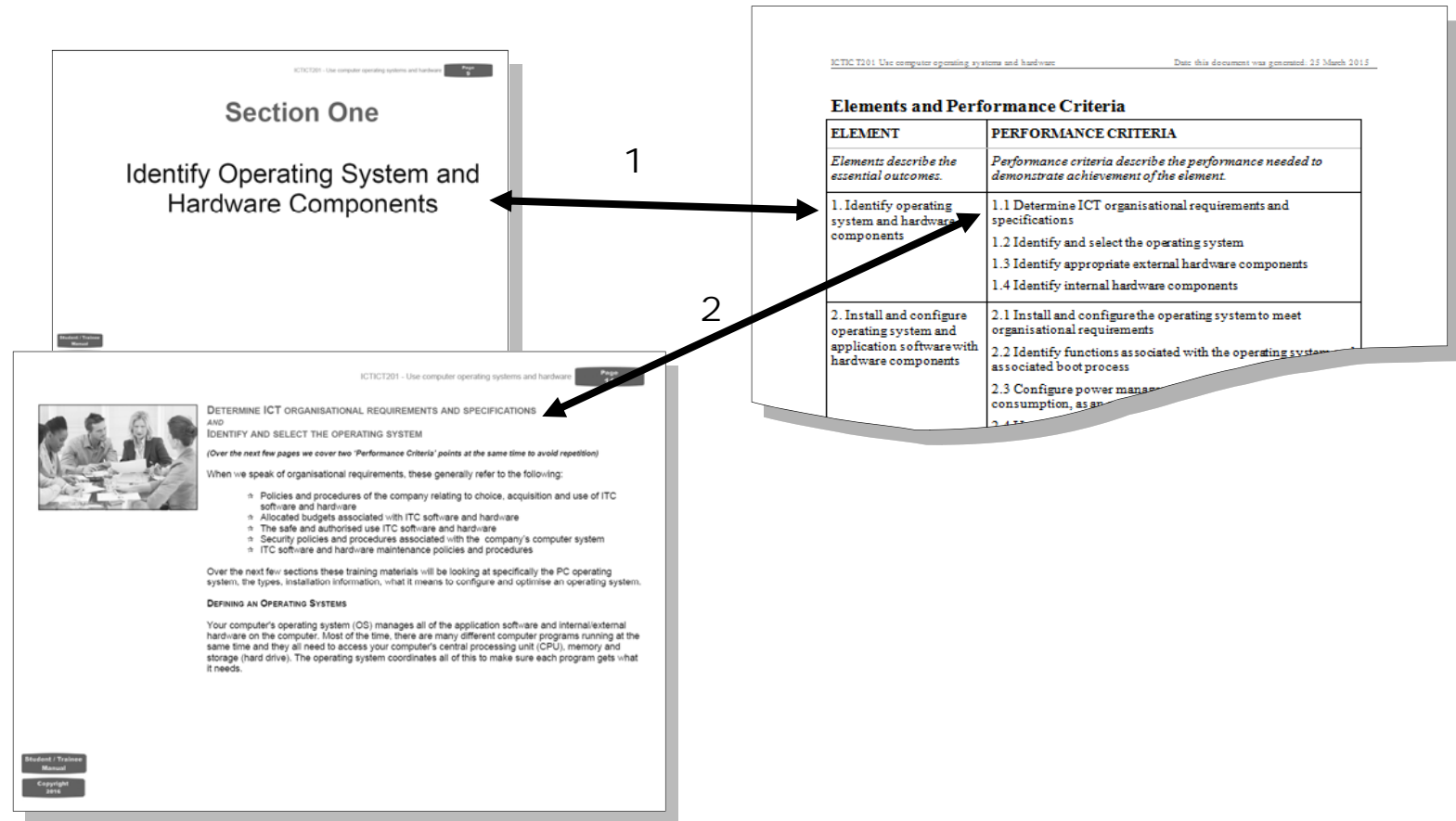
The manuals contain detailed information aligned specifically to the 'Unit of Competency' and the unit's 'Elements' and 'Performance Criteria'.

The 1) Table of Contents for both manuals show that each section title is the 2) 'Unit of Competency' 'Element'.



MATERIALS CONTENT—CONT'D

In each section 1) the content is broken down into sub-sections and the titles for each sub-section is the same as the 2) 'Element's' 'Performance Criteria'.



The manual's information is supported with graphics, charts, tables, photos and drawings.

MATERIALS CONTENT-CONT'D

As earlier mentioned, the materials are vocational education and training unit resources in the form of Student/Trainee and the Teacher/Trainer manuals.

We will go through each in more detail.

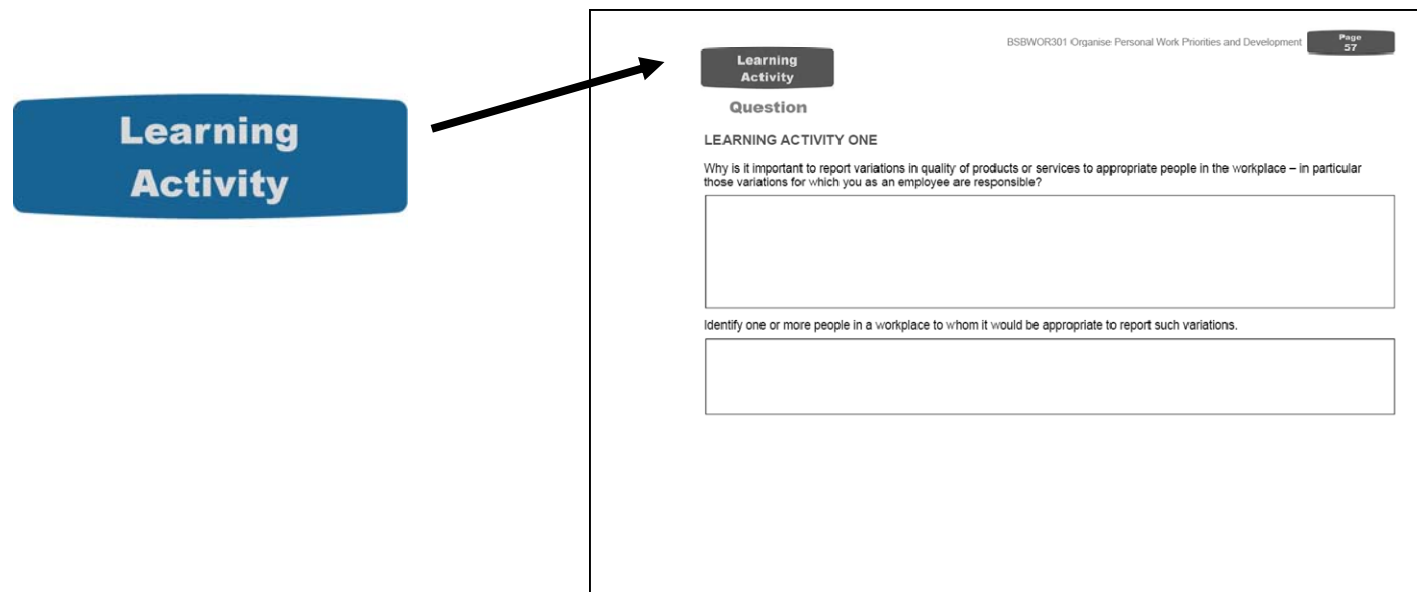
STUDENT/TRAINEE MANUAL

The 'Student/Trainee Manual' could be likened to a textbook.

The manuals contain detailed information aligned specifically the 'Unit of Competency' and the unit's 'Elements' and 'Performance Criteria' and are supported with graphics, charts, tables, photos and drawings.

The manuals contain a series of 'Learning Activities'.

Each learning activity is identified with the following icon.



MATERIALS CONTENT-CONT'D

Learning activities come in the following forms.

- ☆ Questions
- ☆ Research
- ☆ Tasks
- ☆ Interviews

Questions

Questions would relate to the information presented on previous pages.

Research

This type of learning activity would require the student or trainee to locate information by using research methods. The information they would be required to locate would be in line and/or support the information that the manual had outlined in previous pages.

**Learning
Activity**

Research

Tasks

This learning activity type would require the student/trainee to actually do or undertake something and would be reinforcing the knowledge they have gained from reading the manual's previous pages.

Interviews

This learning activity type would require the student/trainee to interview person(s) in an actual workplace environment or a person(s) who are experienced in the industry sector which the student/trainee is currently undergoing training.

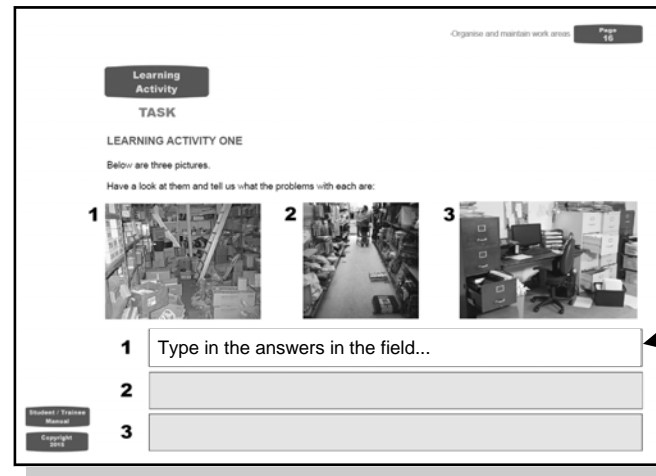
The student/trainee is made aware of the type of learning activity by noting the learning activity type displayed under the learning activity icon.

MATERIALS CONTENT—CONTID

The learning activities in the Student/Trainee manuals are 'Form Enabled' so that if the resources delivered are online, the activities can be filled in using the computer keyboard.

The student or trainee would simply place the cursor in the field and click once with the mouse.

Seconds later the blue colour disappears and the student enters his/her answers into the field .



The screenshot shows a web-based learning activity interface. At the top, it says 'Organise and maintain work areas' and 'Page 13'. Below this is a 'Learning Activity' section with a 'TASK' heading. The task is 'LEARNING ACTIVITY ONE' and asks the user to 'Have a look at them and tell us what the problems with each are:'. There are three numbered images: 1. A cluttered warehouse floor, 2. A narrow aisle in a warehouse, and 3. A desk with a computer monitor and keyboard. Below each image is a text input field. The first field is highlighted with a blue border and contains the placeholder text 'Type in the answers in the field...'. An arrow points to this field. The second and third fields are empty. At the bottom left, there are buttons for 'Student / Trainee Manual' and 'Complete Form'.

When the student or trainee leaves the filled in field to move on to the next field, the previous field returns to a blue colour.

IT IS VERY IMPORTANT THAT THE MANUAL IS SAVED REGULARLY.

It is recommended that the student or trainee set up a 'Student/Trainee' folder on their computer and saves their manuals to that folder.

The '**first**' SAVE will have the software will ask if you wish to replace the file and the student/trainee would click YES.

Saving does not prevent the student or trainee from going back to previous fields to make changes.

After the 'first' SAVE, the student or trainee would need to use the '**SAVE AS**' function.

MATERIALS CONTENT—CONT'D

Self Assessment

At the end of each manual is a series of questions that the student or trainee should review and answer.

This self assessment is to ensure in the student's or trainee's mind that they have reviewed and understood the information that was presented in the manual.

If they are unsure of their understanding in any of the topics reviewed, they are encouraged to go back and review the information again and/or seek the assistance of their teacher or trainer.

TEACHER/TRAINER MANUAL

The Teacher/Trainer manuals have exactly the same content as the Student/Trainee manuals.

The only differences are the explanatory introduction pages and after each learning activity there are 'Teacher/Trainer Guidance Notes'. These provide the answers to the 'Learning Activities' as well as some notes on how to assess the student/trainee's submission to each learning activity.

Organise and maintain work areas Page 23

Learning Activity

Question

LEARNING ACTIVITY THREE

In this section we learned about 'routines' that basically meant the cleaning and handling issues within a store environment.

What six areas of a store were affected by 'routines'?

TEACHER/TRAINER GUIDANCE NOTES

- 1) Storeroom
- 2) Retail office
- 3) Selling area and displays
- 4) Staffrooms
- 5) Toilets
- 6) Change rooms

Teacher/Trainer Manual Copyright 2016

LICENCE OVERVIEW

The Passing Lane licence agreement frees the school, TAFE, and other training organisations of the burden of copyright restrictions.

Under the Passing Lane licence agreement the materials may be 'loaded' on to secure school/institution networks, secure web servers, learning platforms and/or teacher notebook computers and have **'no restrictions as to the number of students'** accessing and using the materials.

Also, there is 'no restriction' to the licenced school/institution as to how many 'printed copies' can be made of the materials.

DVD or CD copies of the materials may not be done under any circumstances.

If your institution purchased the materials on DVDs, copies for lost or damaged DVDs may be obtained by contacting Passing Lane.

Generally, there is no charge for replacement DVDs that are within a current license period.

All materials purchased are registered in the name of the institution purchasing the materials.

The materials are not transferable without written consent by Passing Lane.

All materials have a three year expiry date from date of purchase after which this licence will expire.

All licences are renewable for a fee or automatically renewed for a full licence period when an available upgrade is purchased.



LICENCE OVERVIEW—CONT'D

Passing Lane will send out a notice to the school/institution informing them of the pending expiry of the licence and the cost of renewing the licence.

Should the school/institution not renew the licence, the materials must not be used and all materials removed from websites, networks and learning platforms.

All Passing Lane materials are protected under the Australian “Copyright Act of 1968” (*including any amendments and subsequent amendments*).

The use of Passing Lane materials without a valid licence breaches the copyright laws and Passing Lane retains the right to seek any compensation available under the copyright law.

Should your school or institution have any further questions or require any additional information about the licensing arrangements do not hesitate to contact Passing Lane.

**Passing Lane Pty Ltd
PO Box 975
COWES VICTORIA 3922**

**Telephone 1 300 64 98 63
Facsimile 1 300 64 98 64**

Email info@passinglane.com.ai

MATERIAL MODIFICATIONS

The Passing Lane licence agreement allows the Passing Lane materials to be modified or contextualised to suit the teaching/training environment.

This includes adding or deleting written content, adding school or institution's logos and adding your own pictures or graphics.

Graphics, pictures or illustrations in the original materials can be removed ,but not used elsewhere or modified.

The PDFs can be converted to WORD files using PDF conversion tools that are readily available on the market.



UPDATES AND UPGRADES

On occasions the training packages will be updated and if the updates are minor, Passing Lane updates the materials and the updated materials are provided free to those holding a current user licence.

If the training package changes are substantial, Passing Lane will update the materials.

However, there would be a small upgrading fee charged to those schools or institutions wanting to upgrade their materials.